

**Daily task-** check that you can read all the sounds and know the picture rhymes for the sounds below.

Set 1

**Read Write Inc. Phonics** Desktop Speed Sounds Chart

**Speed Sounds Set 1**

m 	a 	s 	d 	t 
i 	n 	p 	g 	o 
c 	k 	u 	b 	f 
e 	l 	h 	sh 	r 
j 	v 	y 	w 	th 
z 	ch 	qu 	x 	ng 

Set 2

**Speed Sounds Set 2**



ay  may I play?	ee  what can you see?	igh  fly high	ow  blow the snow	oo  poo at the zoo
oo  look at a book	ar  start the car	or  shut the door	air  that's not fair	ir  whirl and swirl

**Speed Sounds Set 3**

ea  cup of tea	oi  spoil the boy	ou  shout it out	oy  toy for a boy	
a-e  make a cake	i-e  nice smile	o-e  phone home	u-e  huge brute	aw  yawn at dawn
are  care and share	ur  nurse with a purse	er  a better letter	ow  brown cow	ai  snail in the rain
oa  goat in a boat	ew  chew the stew	ire  fire, fire!	ear  hear with your ear	ure  sure it's pure

# Task 1

Practise saying and reading the different ways to show the or sound



Now practise reading words with the sound in. Remember to spot the 'special friends' then talk the word like Fred, then say the whole word. Children still learning set 2 should focus on the 'or' spelling of the words.

Children learning set 1 should practise the set 1 words below and continue to learn all the set 1 sounds.

Set 2

Set 3

Set 3

<i>sort</i>	<i>short</i>	<i>saw</i>	<i>law</i>	<i>author</i>	<i>August</i>
-------------	--------------	------------	------------	---------------	---------------

sport	snort	dawn	crawl	astronaut	Paul
fork	horse	yawn	paw	pause	dinosaur

Set 1 (children in Mrs. Kelly's group)

thin	wish	map	zip
tin	ship	gran	chat

## Task 2

**Spelling-** Now spell the above words by squeezing the sounds onto your fingers then writing the word down. Ask a grown up to tell you a word to write down.

Ext. Can you write these sentences using the or sounds?

The hen pecked at the corn.

A rocket was launched yesterday.

## Task 3 Mixed words-

Practise reading mixed sounds in words.  
 Again, look for the 'special friends' first.  
 Choose which set of words to practise.

### Set 1 challenge

thing	sock	bang	wink
prop	lock	slip	frog

### Set 2

whirl	play	third
show	mouth	toy







### Set 3

date	white	real
paid	grew	broke







### Task 4

Alien words







Set 1

gid 	zich 	boff 
nug 	pon 	ock 

## Alien words Set 2

fow 	thord 	chor 
traim 	nair 	varn 

## Set 3













poad 	toaf 	mear 
prew 	joif 	lurp 

## Task 5

In June year 1 children would have taken the phonic screening check. Here is a previous phonics test. How many words can you read? Remember to look for special friends first and then sound out the word. Take your time to get them right. You don't have to read them quickly. Remember there are some real words and alien words. There are 2 sections in the test. The words get harder towards the end. There are 40 words altogether. The pass mark last year

was 32. If you want to print the words you can circle the special friends, you spot.

Section 1

reb 	blorn 
wup 	zoop 
jup 	veems 
eps 	skap 
vuss 	dart
meft 	shock
chack 	skill
quop 	coins
chop	
flat	

sing

gift

Section 2

var 

slirt 

weef 

pobe 

flisp 

braint 

scrid 

splote 

gloom

twice

turn

mode

blast

groans

spray

strike

delay

modern

saucers

charming